

BRAND GUIDELINES



Ahmedabad
University

PHILOSOPHY

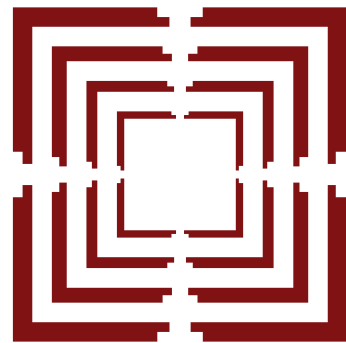
Ahmedabad University defines its purpose as fostering the continuous progress of self and society. This purpose acts as one of the inspirations for this logo design. The other is the rich heritage of Ahmedabad city; represented here in the form of a minimal, graphic illustration of a renowned stepwell.

The architectural arrangement of the stepwell symbolises the relationship between self and society. At the core of the structure is the self, which must grow with the aim of transforming society for the better, thus bettering itself too.

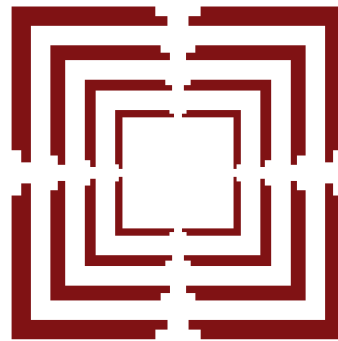
Apart from this, the fact that historically a stepwell was constructed to sit deeper in the earth speaks of the university's focus on in-depth understanding.

The channels and doors represent the openness ingrained in the educational life here. From encouraging the spirit of inquiry to facilitating interdisciplinary learning, the flow of knowledge remains unhindered at Ahmedabad University.


UNIVERSITY LOGO




**Ahmedabad
University**



Ahmedabad
University



**Ahmedabad
University**



Ahmedabad
University

Horizontal



Use the innermost square of the logo as a measuring tool to help maintain the clear space around the logo.

Vertical



Horizontal



Minimum size for print
35 mm



Minimum size for web
125 pixels

Vertical



Minimum size for print
25 mm



Minimum size for web
75 pixels



Ahmedabad
University

✗ Don't stretch or compress the logo.



Ahmedabad
University

✗ Don't change the colours.




Ahmedabad
University

✗ Don't change the alignment of the logo.

Ahmedabad
University



✗ Don't rearrange the placement of the logo.




Ahmedabad
University

✗ Don't use drop shadows.



Ahmedabad
University

✗ Don't rotate the logo.



Ahmedabad
University

✗ Don't add any pattern behind the logo.



Ahmedabad
University

✗ Don't skew the logo.

10-YEAR LOGO

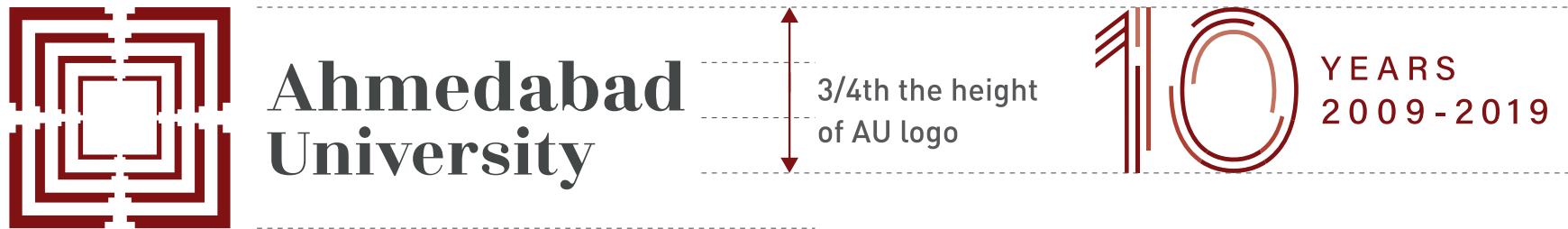




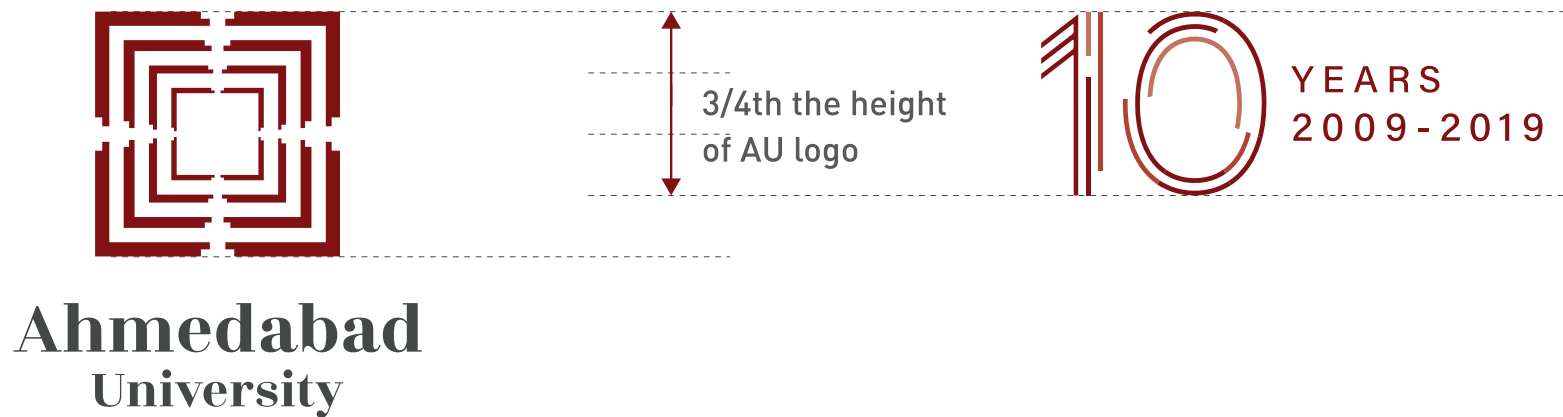


Use '1/4th the height of 10'
as a measuring tool to help
maintain the clear space
around the logo.

Horizontal

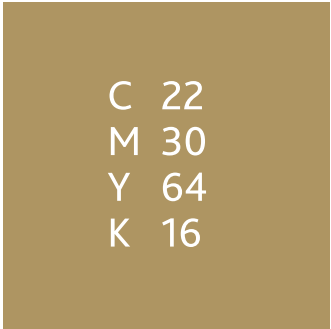







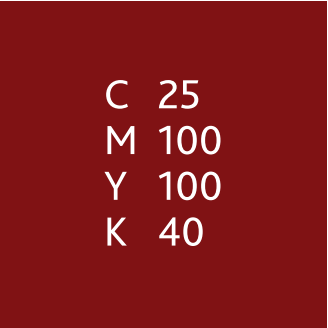
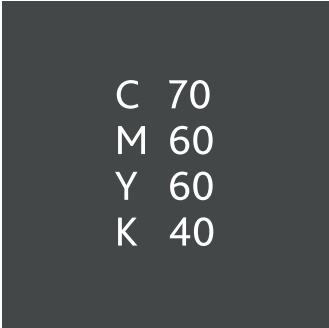




Vertical



COLOUR

<div>C 25 M 100 Y 100 K 40</div>	<div>C 70 M 60 Y 60 K 40</div>	<div>Pantone 188C</div>	<div>Pantone 445C</div>
<div>R 128 G 18 B 20</div>	<div>R 67 G 71 B 71</div>		
<div></div>	<div></div>		

 <p>C 22 M 30 Y 64 K 16</p> <p>R 174 G 149 B 98</p> 	 <p>C 00 M 00 Y 00 K 50</p> <p>R 147 G 149 B 152</p> 	 <p>C 4 M 4 Y 5 K 0</p> <p>R 242 G 239 B 236</p> 
--	---	---

		
C 25 M 100 Y 100 K 40	C 70 M 60 Y 60 K 40	C 4 M 4 Y 5 K 0
R 128 G 18 B 20	R 67 G 71 B 71	R 242 G 239 B 236
		

<div>C 25 M 100 Y 100 K 40</div>	<div>C 20 M 85 Y 85 K 15</div>	<div>C 15 M 60 Y 60 K 10</div>
<div>R 128 G 18 B 20</div>	<div>R 176 G 66 B 51</div>	<div>R 194 G 115 B 94</div>
<div></div>	<div></div>	<div></div>

FONTS

ZARAH BOLD

Used for School & University logos.

Zarah Bold

Bold can be used for headlines
but never for body copy or long paragraphs.

ZARAH MEDIUM

All Caps / Title Case can be used for
headlines or sub headlines.

Zarah Medium

Title Case / Sentence Case can be used for
sub headlines.

Bliss 2 Bold

Bliss 2 Medium

Bliss 2 Regular

This font can be used for print application, such as (stationery, id cards etc).

Do not use this font for headline or text that will have primary focus.

This font needs to be used in combination with Zarah font as the secondary typeface.

THANK YOU.